

I Honor My Parents

My Notes and Lesson Preparations . . .

Objective: Children will be able to state God's commandment: "Honor your father and mother."

Opening: [Have the children stand in front of the icon.] *When we give ourselves back to God in church, we are worshipping God. We can use the words, "To You, O Lord." Do you remember what we did when we said that prayer?* [Raise your arms up.] *Let's stand, face the icon, raise our arms and say it together.*

Introduction: [Bring in a plate and fork, a bowl and spoon and napkin to tell folktale. Have plate and fork in front of you. Have bowl, spoon and napkin to the side.] *Last week we learned to be thankful for our families. Today we'll talk about our parents or those who take care of us.* [Be sensitive to those who are cared for by grandparents or others and modify lesson words accordingly.] *God wants us to honor our parents. One of God's commandments is "Honor your father and mother."* [Hold up a finger to enumerate each of the following: To honor means to love. To honor means to serve. To honor means to respect.] *Here is a story to help us understand how to honor our parents. It is about a father, a little boy and a church.* [Modify story to feature "mother and father," or "mother" if that is more appropriate for your group.]

Johnny was very excited. Today was Sunday, and he was going to church. But this Sunday was very special. After church he and his family were going to a party. The party was to celebrate that the church was 20 years old. Can you make 20 with your fingers? Hold up your fingers, and I'll show you how many twenty is. [Count going around the circle until you come to 20.] *Johnny's mother told him that his father had helped build the church. She said, "He may be honored today at the party."*

"Mom," Johnny asked, "what does honor mean?"

*“Honor means to treat someone very specially because they **are** special. Sometimes you honor someone by giving them an award.”*

Later in church Johnny looked around and looked at his father. He felt very proud. He thought maybe someday he would build a church.

At the party that day Father Joseph asked everyone to be quiet. Can you put your finger to your lips and say “Shhh”?

“Now we will honor those who worked so hard to build our church,” Father Joseph said. He called five people to the stage. When Johnny’s father began to walk, Johnny caught up with him and took his hand. Can we pretend we’re walking to the stage? Let’s get up and walk in our circle.

Father Joseph gave an award to each of those on stage. [Pretend that you are giving an award to one of the children.] When he came to Johnny’s father, he smiled at Johnny. “Would you like to give the award to your dad?” Johnny nodded, took the award and placed it on his dad. His dad gave him a hug. It was a happy day.

*God wants us to honor our parents. He said,
“Honor your father and mother.”
Can we say that together . . . ?*

ACTIVITY OPTIONS

Choose one of the following:

1. To Honor Is to Obey

Materials: “To Honor Is to Obey” worksheet, markers or crayons



One way we honor our parents is by obeying them. What does it mean to obey your parents? Let’s see if

you can color a picture to show ways in which you obey your parents. I'll come around and finish the sentence with you. [Show the completed pictures. Discuss each action with the children.] The title of the worksheet is "To Honor Is to Obey." God gave us parents to love and care for us. God wants us to honor our parents. One way we show honor to our parents is by obeying them.

2. Thank You Card

Materials: construction paper, markers or crayons, old cards or magazines, glue, Thank You Card worksheet

One way we honor someone is to say "thank you." Our parents do so much for us. What are some of the things they do for us? [Allow discussion.] Today we will make a thank you card for our parents. [Hold up example.] On the front you can decorate the card, and on the inside this is what it says: "Dear—and I'll put in "Mom" or "Dad" or both—thank you for . . ." and here is the space where you can draw a picture of something you are thankful for as we just discussed. At the bottom it says, "I love you!" and you can print your name, or I can help you. [Give each child a piece of construction paper, folded in half to create a card. Next have them decorate the front of the card with the old cards, pictures from magazines or with markers. Then open the card and paste the worksheet inside. Have the children name one thing they are thankful to their Mom or Dad for and label the bottom of the worksheet. Have them draw a picture of what they are thankful for. Finally remind them to give the card(s) to their parent(s).]



3. "May God Bless You" Award

Materials: "May God Bless You Award" worksheets, markers, yarn, scissors, hole punch.

We can also honor our parents by giving them an award to wear. Here is our project. This award says, "Mom" of the Year Award, given to: _____. May God Bless You. Honor your mother and your father." You can make one for each of your parents




and they can wear it. [Be sensitive to any children who are living with guardians other than their parents, and write the award appropriately.]

Bible Story: *For our Bible story today, we'll learn how Jesus showed honor to His parents. In the story Jesus is in the temple in Jerusalem. Jesus' family worshipped God in the temple.*

Closing: *[Gather the children around the icon.] Our prayer today is for our parents and families. What is God's commandment about our parents? ("Honor your father and mother.") When we pray for people in church, the priest says the prayer and we respond "Lord, have mercy." Let's try saying "Lord, have mercy" together. Now I'll say this prayer: "For our parents and families, let us pray to the Lord." Then we'll say together, "Lord, have mercy."*

To Honor is to Obey

To honor means to love, serve, and obey.



I honor my parents when I

Dear _____,
Thank you for . . .

I Love You!


**of the Year
Award**

Given to:

May God Bless You!

*"Honor your father and
mother."*

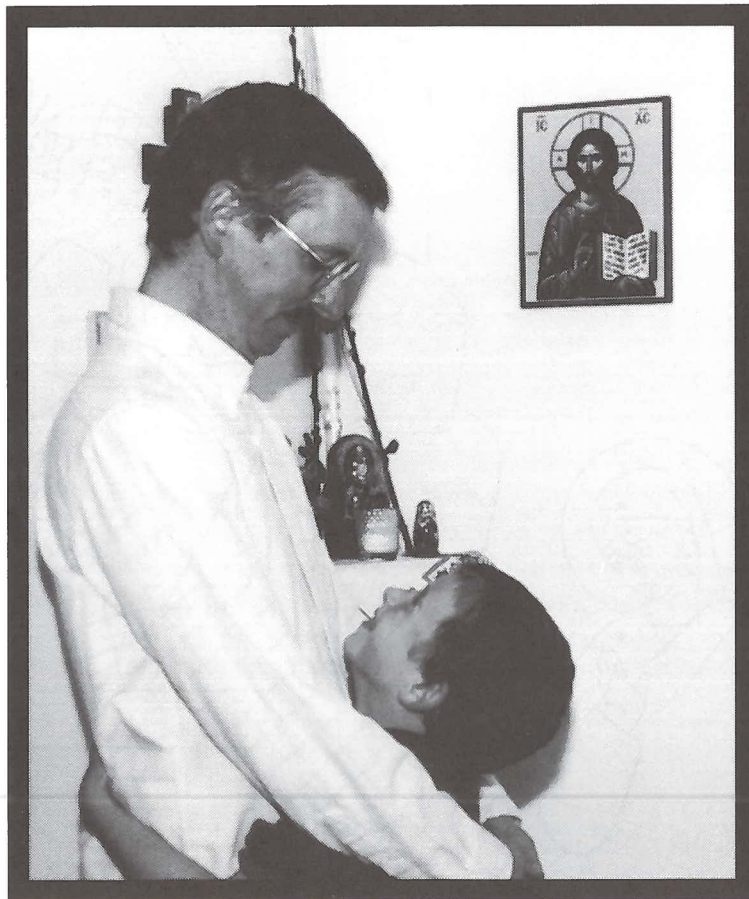
Glory to God! Lesson 5: I Honor My Parents



Jesus Showed Honor

Every year Jesus' parents went to Jerusalem for the Feast of the Passover. When Jesus was twelve years old, they went again and then began the trip home. There were a lot of people traveling together. They thought Jesus was with His friends. He couldn't be found. They returned to Jerusalem to look for Him and found Him in the temple talking with the teachers. They asked why He had not come with them. Jesus said, "Did you not know I must be in my Father's house?" Then He went back home with them (Luke 2:41-51).

Today your child learned about the commandment "Honor your father and mother." Honor was explained as showing respect and love, serving and obeying. Let your child know that you honor your own parents, or tell a story from your childhood that shows how you obeyed your parents.



“Only after we honor our parents can we do anything good for the rest of mankind..”

St. John Chrysostom