

I'm Thankful for My Family

My Notes and Lesson Preparations . . .

Objective: Children will be thankful for the members of their family.

Opening prayer: [Have the children stand in front of the icon.] *When we give ourselves back to God in church, we are worshipping God. We can use the words "To You, O Lord." Do you remember what we did when we said that prayer last week? [Raise your arms up.] Let's stand, face the icon, raise our arms and say it together.*

Introduction: *Last week we learned about worshipping God. We worship God because He created a wonderful world for us. He created us, too. Does anyone remember who the first two people were that God created? Let's review the story.*

After God was finished making the world, He was happy. He was pleased with what he had made. But one thing was missing. God wanted to share His love with someone so He made a man and named him Adam. Then God created Eve. Adam and Eve had two sons, Cain and Abel. They were the first family.

God made families to love each other. Let's talk about families. God gives us people who care for us; these people are our family [Be sensitive to those who are cared for by grandparents or others and modify words accordingly throughout lesson. Bring in photo of your family to share.] How many people do you have in your family? What are the names of your brothers and sisters? How do you show that you love them? Today we'll say a prayer of thanks to God for our families

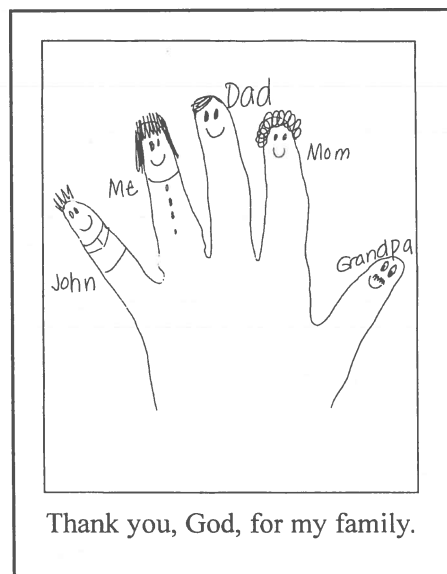
ACTIVITY OPTIONS

Choose one of the following:

1. Handprint Family

Materials: “My Family” worksheet, markers or crayons


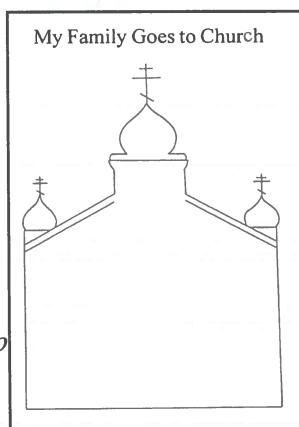
I've made a picture of my family for you. [Hold up your example, and explain the members.] Can you tell how I made my family? (Using my hand.) I'm going to help you make your family, too. The words on the worksheet read, “Thank You, God, for my family.” [Trace the children’s hand or hands on a piece of paper. Each finger will represent a family member, so they may only need one hand, or they may need two. Have the children draw faces and clothes on the members of their family. Encourage them to make the smallest finger the smallest family member and the tallest the largest family member.]



2. My Family Goes to Church

Materials: “Church” worksheets (choose one of the two offered), markers or crayons

God gave us families so that we could have people to love and care for us. Families love each other. Families go to church to say thank You and to worship God. All of us who come to church make up our church family. Here is a project to help you remember that God made families, and families worship God. [Have the children color their family in the church and say] We are all part of God’s family and the church family as well. Who would be the father in our church family? (The priest) Who would be the children? (The parishioners)



3. Family Song/Game


Today we learned that God gave us families to love. We are thankful for our families. Here is a game we can play about families. I'll sing the song first; then you can repeat it. Then we'll get into a circle with one person in the middle. The one in the middle will tell us the name of someone in his or her family; then we'll circle around that person and sing. Everyone will get a chance to be in the circle. [Tune: “Did You Ever See A Lassie?”]

*I am glad I have a family
A family, a family.
I am glad I have a family
A family to love!*

Bible Story: *For our Bible story today, let's read again about how God created Adam and Eve and about their sons Cain and Abel. [Read about Adam and Eve and the birth of the sons.]*

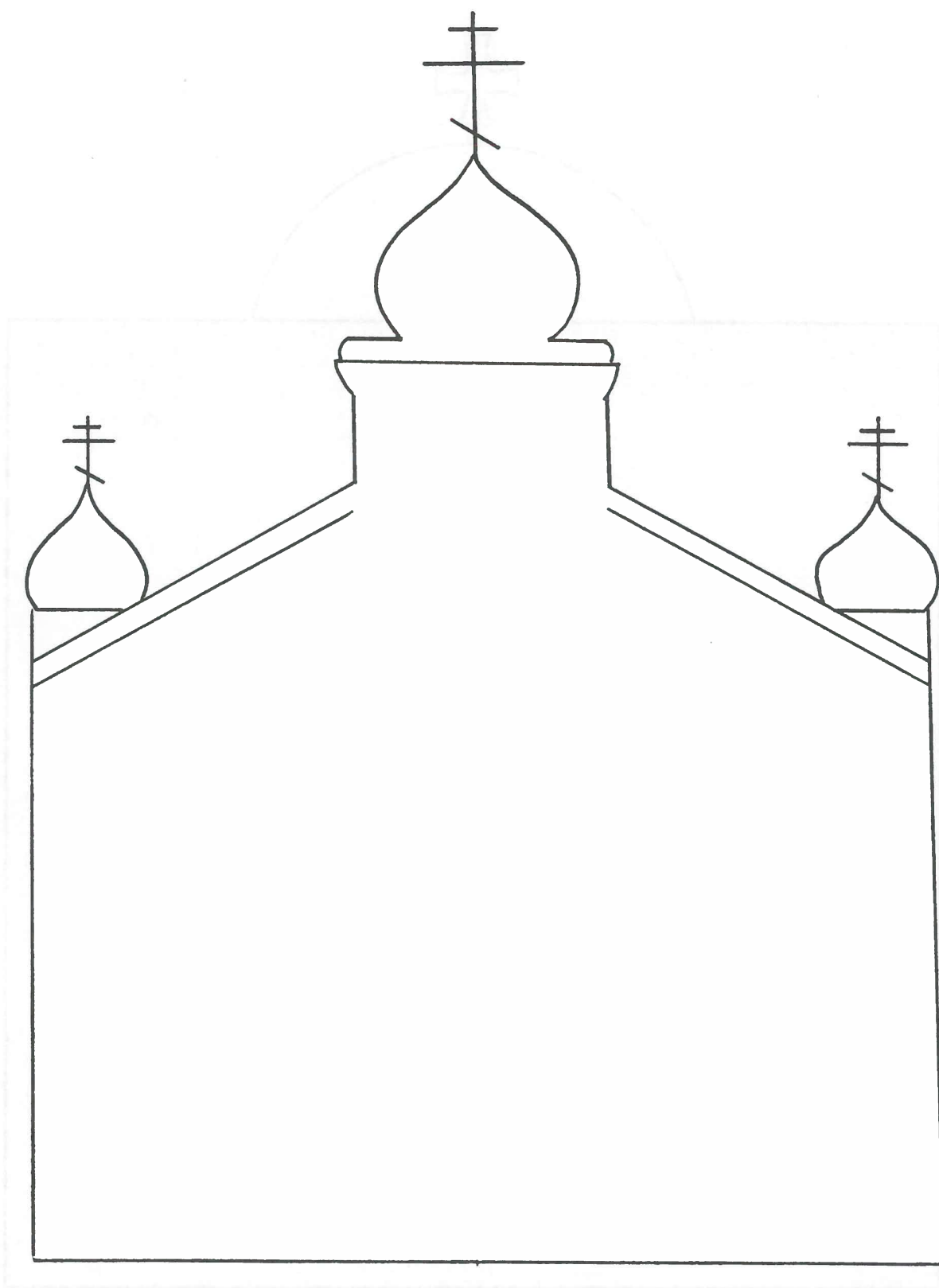
Closing: [Have the students show their project and name their family members. Ask them to tell one thing they like about each person. Discuss their families with questions such as the following] *“What do you like to do with him?” “What nice things does your mom do for you?”*

[Have the children stand before the icon and make the sign of the cross.] *We are thankful for the members of our family. We are thankful to have a family. Let's say this prayer for our closing: “Thank You, God, for my family.” Let's get our hands out in prayer position. . . . “Thank You, God, for my family.”*

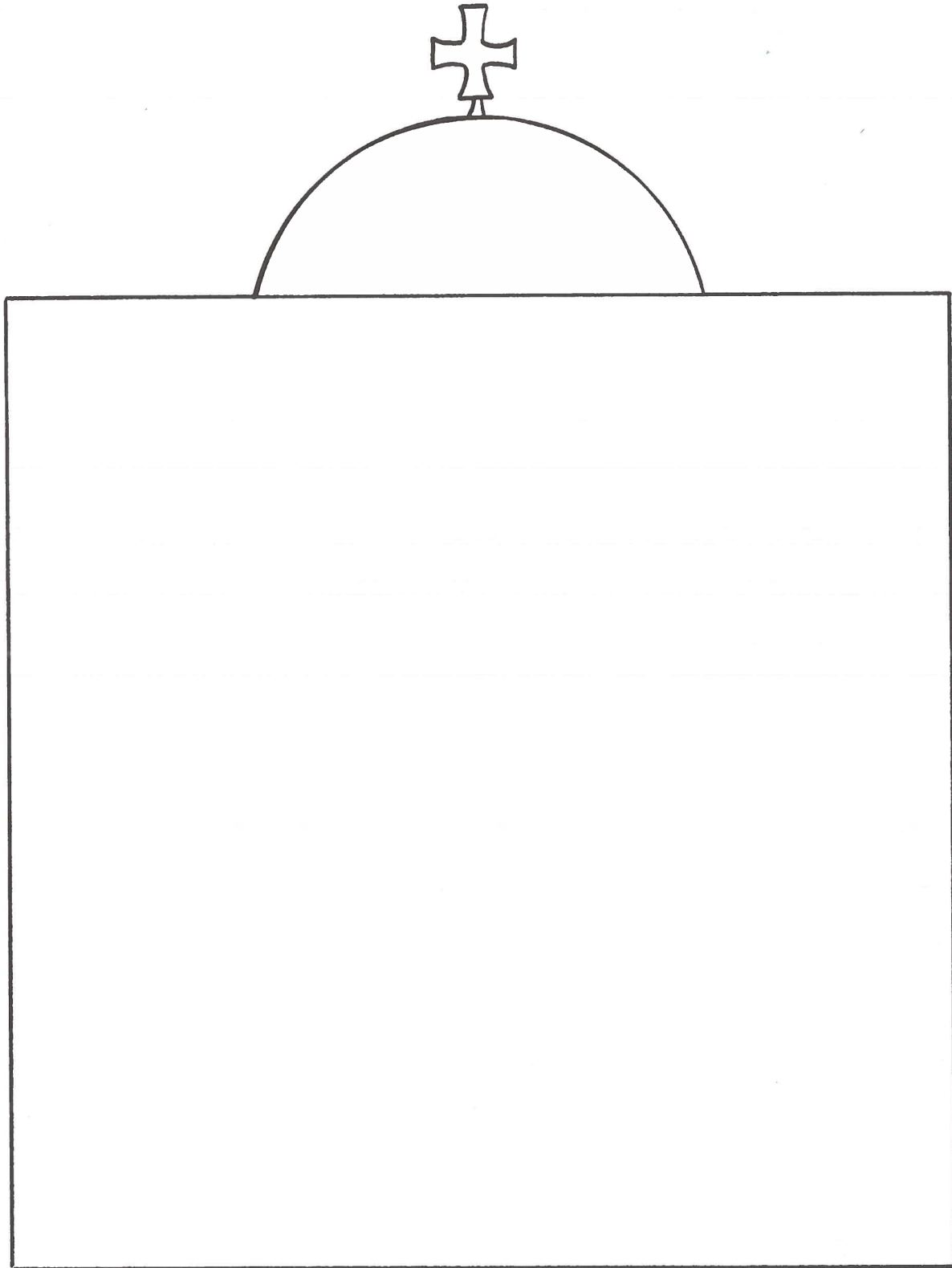


Thank you, God, for my family.

My Family Goes to Church



My Family Goes to Church





The First Family

God made Adam and Eve. God made Adam to be the husband and Eve to be the wife. They had two sons. The first was named Cain, and the second was named Abel. Abel took care of the animals, and Cain took care of the plants they used for food. They were the first family (Luke 2:22-35).

Today your children learned to be thankful for their family. At a quiet moment, try to express your thanks for your children—express your thanks both to God and to them.